

# ATN 10x42RF

OMEGA CLASS BINOCULAR




## *user's manual*

**Important Export Restrictions!** Commodities, products, technologies and services contained in this manual are subject to one or more of the export control laws and regulations of the U.S. Government and they fall under the control jurisdiction of either the US Department of State or the US BIS-Department of Commerce. It is unlawful and strictly prohibited to export, or attempt to export or otherwise transfer or sell any hardware or technical data or furnish any service to any foreign person, whether abroad or in the United States, for which a license or written approval of the U.S. Government is required, without first obtaining the required license or written approval from the Department of the U.S. Government having jurisdiction. Diversion contrary to U.S. law is prohibited.



**AMERICAN  
TECHNOLOGIES  
NETWORK  
CORP.**



## ATTENTION!

**NEVER LOOK AT THE SUN!  
IT MAY CAUSE LOSS OF SIGHT.**

## CAUTION:

**THIS PRODUCT CONTAINS NATURAL RUBBER  
LATEX WHICH MAY CAUSE ALLERGIC REACTIONS.**

The information in this manual furnished for information use only, is subject to change without notice, is not to be construed as a commitment by ATN Corp.

ATN Corp. assumes no responsibility or liability for any errors or inaccuracies that may appear in this book.

© 2009 ATN Corp. All right reserved.

## FEATURES

---

- Meets standards and requirements of MIL-STD810
- Built for professional use
- Multi-Coated Optics
- Built-in Rangefinder
- Full rubber armoring
- Waterproof & shockproof
- O-ring sealed & Nitrogen purged
- Limited Lifetime Warranty

## SPECIFICATIONS

---

Magnification .....	10X
Objective Lens Diameter .....	42 mm
Eye Relief .....	10 mm
Minimum Focusing Distance .....	6 m
Field of View .....	6°
Field of View at 1000 m .....	105 m
Exit Pupil Diameter .....	4.2 mm
Interpupillary Adjustments .....	56.5-75 mm
Max. Width .....	5.2"/ 132 mm
Length .....	6.1"/ 155 mm
Weight .....	26.9 oz/ 0.76 kg

\* ATN reserves the right to change the above specifications at any time without notice

## APPLICATION

---

ATN is proud to introduce its professional brand of daytime binoculars: the Omega line. Years of manufacturing German quality glass for our Night Vision equipment have allowed us to produce a binocular line with exceptional quality at a reasonable price.

The Omega binoculars are technologically advanced with special coated optics, nitrogen filled, durable rubber armor, and either a built-in range finder or a built-in compass. These binoculars are tough, provide a crystal clear image, and are of the highest quality.

Each model is durable enough to withstand the harshest conditions and is designed to perform under the most stressful situations. This is

guaranteed by the lifetime manufacturer's defect warranty on all of the models in the Omega line.

ATN's 10x42RF daytime Omega class binoculars are the quintessential professional binoculars. They provide a sharp stable image with excellent low-light performance.

Features multi-coated optics for superior light transmission, individual diopter focus for clearer images, built-in range finder reticle and full rubber armoring for increased shock resistance.

The combination of waterproof and high quality optics make it the perfect binocular for military, law enforcement, boating as well as for most hunting uses.

Meets standards and requirements of MIL-STD810 for a lifetime of high performance.

## **PREPARING THE BINOCULAR**

---

Your ATN OMEGA Series binocular comes with a neck strap. We recommend that you install the neck strap and use it whenever you are using the binocular.

**NOTE:** *Many accidents can be avoided by using the neck strap.*

### **ATTACHING THE NECK STRAP**

Thread the neck strap through the neck strap loop on the body of the binocular.

Bring the end of the strap back to the neck strap buckle. Thread the neck strap end from the back, through the buckle, as shown in the illustration. This will secure the neck strap. Using the same procedure on the other side, adjust the length of the neck strap for the comfort of the user.

### **OCULAR LENS COVER**

The ocular lens cover or "rain guard" has a loop for the neck strap to thread through one side. This cover protects the ocular lenses from debris and rain while the binocular is being carried by use of the neck strap. The rain guard hangs down out of the way when the binocular is being used.

### **ADJUSTING THE BINOCULAR FOR USE**

All binoculars must be adjusted to the individual using the binocular. The following procedures will assure maximum enjoyment and proper use.

## INTERPUPILLARY DISTANCE ADJUSTMENT

This adjustment uses the binoculars' hinge pin to adjust to the distance between the user's eyes. With the proper adjustment, the user sees a round full circle, not two circles. Move the barrels in or out until a round full circle is seen through the unit. With this adjustment made, you are now ready to focus the binocular.

## INDIVIDUAL EYE FOCUS SYSTEM

The OMEGA Series binoculars are equipped with the individual eye focus system. This is the focus system preferred by military units around the world. Once you adjust the binocular to your vision at approximately 100 yards, the unit will be in focus without additional adjustment to an infinite distance.

To focus the binocular, close your right eye and look through the left barrel. Turn the left ocular eyepiece to the right or left until you see a sharp, clear image. Use the same procedure for the right eye. Now your binocular is focused.

Both right and left ocular eyepieces have +/-diopter markings. Remembering the setting or marking the diopter setting with a permanent marker makes refocusing the unit easy if another person has used the binocular and changed the settings.

## TRIPOD ADAPTER

Your OMEGA Series binocular is designed to be used with a tripod adapter for mounting the unit on a tripod or window mount. To use this feature requires the use of a ATN tripod adapter. To install the tripod adapter, unscrew the knurled cap that is centered on the hinge pin. Under the cap is a 1/4x20 N.C. threaded hole. Follow the instructions included with the tripod adapter for proper installation. Tripod adapters are available from ATN or your sport optic dealer.

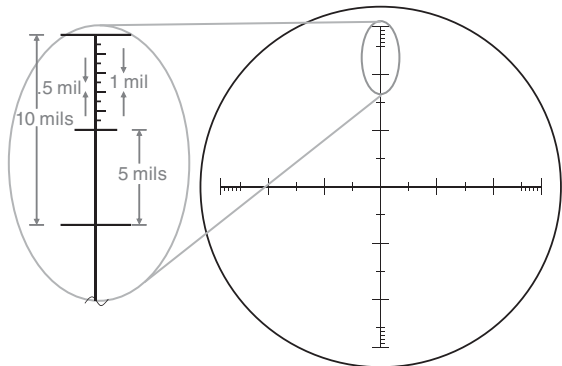
***NOTE:*** Severe damage to the binocular can occur if the tripod collapses or is knocked over. It is recommended that the binocular be removed if the user is not within arm's reach of the tripod.

## RANGEFINDER RETICLE

---

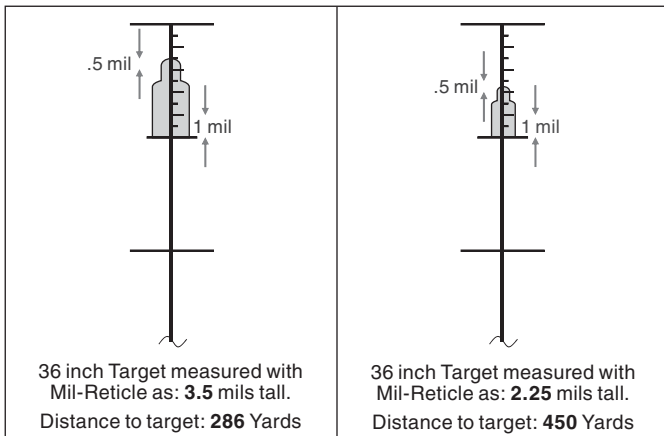
ATN 10x42RF Binocular Reticle displays the reticle on the right view side. Reticle focus can be adjusted via an left side eyepiece diopter. The 10x42RF reticle is universal for different distance. The Reticle has the 5 to 10 mil increments in the center for long distance, large target

ranging ability and single mil, half mil spacing on the outer reticle quadrants for smaller targets or greater distances. An open Un-Obstructed field of view is critical for Observation.



### RETICLE USE EXAMPLES

<p>A diagram showing a 36-inch target (a grey rounded rectangle) positioned below a vertical reticle scale. The target's height is measured as 6.5 mils. The scale has a 5 mils section below the target and a 1 mil section above it. The target's top edge is aligned with the 6.5 mil mark on the scale.</p>	<p>A diagram showing a 36-inch target (a grey rounded rectangle) positioned below a vertical reticle scale. The target's height is measured as 5.25 mils. The scale has a 5 mils section below the target and a .5 mil section above it. The target's top edge is aligned with the 5.25 mil mark on the scale.</p>
<p>36 inch Target measured with Mil-Reticle as: <b>6.5 mils</b> tall. Distance to target: <b>154 Yards</b></p>	<p>36 inch Target measured with Mil-Reticle as: <b>5.25 mils</b> tall. Distance to target: <b>191 Yards</b></p>



## MAINTENANCE

Your binocular is designed for years of trouble free use. Following a few service recommendations will ensure years of service.

### OCULAR LENS COVERS

Ocular lens covers are provided to protect the objective lenses of your binocular. Keeping the lenses protected when not in use reduces the amount of dust or debris that settles on the lenses.

### BINOCULAR CASE

A rugged binocular case is provided to protect your unit when traveling and not in use.

### CLEANING YOUR BINOCULAR

Keeping your binocular clean and dry will allow you maximum enjoyment and trouble-free service. Remove dust and debris with a soft brush or compressed air.

If your binocular is used at sea, or near a salt-water environment, it is strongly recommended that you rinse the binocular in fresh water. This removes salt that may damage your unit.

## LENS CLEANING

Dust, salt and the oil left from fingerprint smudges should never be allowed to remain on the lenses because they can harm the sensitive multi-coatings applied to the lens surfaces.

Loose dust and debris should be removed by blowing the debris off, using an optical lens cleaning brush or compressed air.

If fingerprints or smudges remain on the lens, use an optical lens tissue and lens cleaner solution to clean the lenses. Follow the instructions on the lens cleaning tissue and cleaner. Lens cleaning supplies are available from ATN or all camera or optical stores.

**NOTE:** Do not “over clean” lenses. Excessive cleaning can damage lens coatings. Do not use household cleaners on the lenses of the binocular.

## HELPFUL TIPS FOR BINOCULAR USERS

- Never leave your binocular exposed to direct sunlight for extended periods. This can cause damage to the armor coatings or eyepieces. The dashboard of an automobile is not a proper storage location for your binocular, the sunlight is greatly magnified through the windshield.
- Use the neck strap as your “insurance policy” against dropping the binocular.
- Never walk away from a binocular on a tripod; remove it if you are not within arm’s length of the tripod.
- Store your binocular in its case and in a cool, dry location.
- Avoid severe temperature fluctuations. For example, bringing it from an extremely cold condition into a heated environment could cause condensation build up.

## **LIFETIME LIMITED PRODUCT WARRANTY**

This product comes with a Lifetime Guarantee against defects in both materials and workmanship. In the event a defect that is covered by the foregoing warranty occurs during the applicable period stated above, ATN, at its option, will either repair or replace the product, and such action on the part of ATN shall be the full extent of ATN's liability, and the Customer's sole and exclusive remedy. This warranty does not cover a product (a) used in other than its normal and customary manner; (b) subjected to misuse, (c) subjected to alterations, modifications or repairs by the Customer or by any party other than ATN without prior written consent of ATN; (d) special order or "close-out" merchandise or merchandise sold "as-is" by either ATN or the ATN dealer; or (e) merchandise that has been discontinued by the manufacturer and either parts or replacement units are not available due to reasons beyond the control of ATN. ATN shall not be responsible for any defects or damage that in ATN's opinion is a result from the mishandling, abuse, misuse, improper storage or improper operation, including use in conjunction with equipment which is electrically or mechanically incompatible with or of inferior quality to the product, as well as failure to maintain the environmental conditions specified by the manufacturer. This warranty is extended only to the original purchaser. Any breach of this warranty shall be waived unless the customer notifies ATN at the address noted below within in the applicable warranty period.

THE CUSTOMER UNDERSTANDS AND AGREES THAT EXCEPT FOR THE FOREGOING WARRANTY, NO OTHER WARRANTIES WRITTEN OR ORAL, STATUTORY, EXPRESSED OR IMPLIED, INCLUDING ANY IMPLIED WARRANTY OF MERCHANTABILITY OR FITNESS FOR A PARTICULAR PURPOSE, SHALL APPLY TO THE PRODUCT. ALL SUCH IMPLIED WARRANTIES ARE HEREBY AND EXPRESSLY DISCLAIMED.

## **LIMITATION OF LIABILITY**

ATN will not be liable for any claims, actions, suits, proceedings, costs, expenses, damages or liabilities arising out of the use of this product. Operation and use of the product are the sole responsibility of the Customer. ATN's sole undertaking is limited to providing the

products and services outlined herein in accordance with the terms and conditions of this Agreement. The provision of products sold and services performed by ATN to the Customer shall not be interpreted, construed, or regarded, either expressly or implied, as being for the benefit of or creating any obligation toward any third party of legal entity outside ATN and the Customer: ATN's obligations under this Agreement extend solely to the Customer. ATN'S LIABILITY HEREUNDER FOR DAMAGES, REGARDLESS OF THE FORM OR ACTION, SHALL NOT EXCEED THE FEES OR OTHER CHARGES PAID TO ATN BY THE CUSTOMER OR CUSTOMER'S DEALER. ATN SHALL NOT, IN ANY EVENT, BE LIABLE FOR SPECIAL, INDIRECT, INCIDENTAL, OR CONSEQUENTIAL DAMAGES, INCLUDING, BUT NOT LIMITED TO, LOST INCOME, LOST REVENUE, OR LOST PROFIT, WHETHER SUCH DAMAGES WERE FORESEEABLE OR NOT AT THE TIME OF PURCHASE, AND WHETHER OR NOT SUCH DAMAGES ARISE OUT OF A BREACH OF WARRANTY, A BREACH OF AGREEMENT, NEGLIGENCE, STRICT LIABILITY OR ANY OTHER THEORY OF LIABILITY.

## **PRODUCT WARRANTY REGISTRATION**

In order to validate the warranty on your product, ATN must receive a completed Product Warranty Registration Card for each unit or complete warranty registration on our website at [www.atncorp.com](http://www.atncorp.com). Please complete the included form and immediately mail it to our Service Center: ATN Corporation, 1341 San Mateo Avenue, South San Francisco, CA 94080.

## **OBTAINING WARRANTY SERVICE**

To obtain warranty service on your unit, End-user must notify ATN service department by calling **800-910-2862** or **650-989-5100** or via e-mail **service@atncorp.com** to receive a Return Merchandise Authorization number (RMA).

When returning please take or send the product, postage paid, with a copy of your sales receipt to our service center, ATN Corporation at the address noted above. All merchandise must be fully insured with the correct postage; ATN will not be responsible for improper postage or, missing or damaged merchandise during shipment.

When sending product back, please clearly mark the RMA# on the outside of the shipping box. Please include a letter that indicates your RMA#, Name, Return Address, reason for service return, Contact information such as valid telephone numbers and/or e-mail address and proof of purchases that will help us to establish the valid start date of the warranty. Product merchandise returns that do not have an RMA listed may be refused or a significant delay in processing may occur.

Estimated Warranty service time is 10-20 business days. End-user/customer is responsible for postage to ATN for warranty service. ATN will cover return postage/shipping to continental USA end-users/customers after warranty repair only if product is covered by aforementioned warranty. ATN will return product after warranty service by domestic UPS ground and/or domestic mail. Any other requested, required or international shipping method the postage/shipping fee will be the responsibility of the end-user/customer.



For customer service and  
technical support, please contact  
American Technologies Network Corp.

**North American Office:**

1341 San Mateo Avenue  
South San Francisco, CA 94080  
phone: 800-910-2862, 650-989-5100  
fax: 650-875-0129

**European Office:**

phone: 44(0)870-0111286  
fax: 44(0) 845-3349142

The following countries can use our  
**toll free number 00 800 9102-8620**  
Austria, France, Germany, Holland, Italy,  
Spain, Sweden, Switzerland

**[www.atncorp.com](http://www.atncorp.com)**